



The hardwearing outer material makes this warm, wadded gilet most suitable for heavy duty work environments. Versatile pockets provide storage space for all-important items large and small (including A4 documents – unfolded!).

- DuPont™ Teflon® fabric protector
- Drop Tail, elasticated gusset at armhole, reinforced hang tag
- Full zip with stormflap, flexi notch at neck
- Right hand side chest pocket with functional multi compartments
- Zipped vertical front pockets and internal A4 document pocket on right hand side



MATERIAL:

65% polyester; 35% cotton hardwearing canvas with 5oz polyester wadding; 100% polyester inner lining



WEIGHT:

260g/m²



PACKING:

Pack 1; Carton 12



LAUNDRY CARE:

Suitable for 60°C wash and tumble dry



ORIGIN:

China

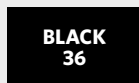
		XS	S	M	L	XL	2XL	3XL	4XL
Your body measurement									
To fit chest	cm	87/92	92/97	97/102	102/107	107/112	112/117	117/122	122/127
	Ins	34/36	36/38	38/40	40/42	42/44	44/46	46/48	48/50
Garment dimensions									
Chest Size: cm		114	120	126	132	138	144	150	156
Body Length: cm		64	66.5	69	71.5	74	76.5	79	81.5
Back Length: cm		71	73.5	76	78.5	81	83.5	86	88.5

DECORATOR NOTES

Spacious, zipped decoration access at left chest.



COLOURS



BLACK
36

PANTONE®
FABRIC: 19-4005 TPX
PAPER: BLACK C
C:100 M:50 Y:50 K:100



BOTTLE GREEN
38

PANTONE®
FABRIC: 19-5513 TPX
PAPER: 5477 C
C:100 M:50 Y:80 K:45



CONVOY GREY
CG

PANTONE®
FABRIC: 17-4405 TPX
PAPER: 444 C
C:18 M:5 Y:0 K:71



FRENCH NAVY
FN

PANTONE®
FABRIC: 19-4010 TPX
PAPER: 532 C
C:100 M:85 Y:35 K:55



Sein widerstandsfähiges Material macht diesen wattierten Bodywarmer unverzichtbar für rauhe Arbeitsbedingungen. Vielseitige Taschen bieten reichlich Platz für große und kleine Dinge, eine Tasche für Dokumente im DIN A4-Format ist ebenfalls vorhanden.

- Beschichtung durch DuPont™ Teflon®
- Verlängertes Rückenteil, elastischer Einsatz am Armausschnitt, verstärkter Aufhänger
- Durchgehender Reißverschluss mit Regenblende, elastische Krageneinkerbung
- Brusttasche rechts mit praktischen Unterteilungen
- Verdeckte vertikale Reißverschlussvordertaschen und große rechteckige Innentasche für Dokumente im DIN A4-Format

MATERIAL:


65% Polyester; 35% robuster Baumwollcanvas mit 150g Polyester-Wattierung und 100% Polyester-Innenfutter.


GEWICHT:

260g/m²


VERPACKUNG:

Pack 1; Karton 12


WASCHANLEITUNG:

Geeignet für 60° Wäsche und Wäschetrockner

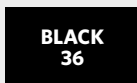

HERKUNFT:

China

		XS	S	M	L	XL	2XL	3XL	4XL
Ihre Körper Maße									
Brustumfang	cm	87/92	92/97	97/102	102/107	107/112	112/117	117/122	122/127
	Ins	34/36	36/38	38/40	40/42	42/44	44/46	46/48	48/50
Kleidergrößen									
Brustumfang: cm		114	120	126	132	138	144	150	156
Körperlänge: cm		64	66.5	69	71.5	74	76.5	79	81.5
Rückenlänge: cm		71	73.5	76	78.5	81	83.5	86	88.5

HINWEISE ZUR VEREDLUNG

Großzügiger Zugang für Druck- und Stickarbeiten über Reißverschluss auf linker Brustseite.


FARBEN


**BLACK
36**

PANTONE®
FABRIC: 19-4005 TPX
PAPER: BLACK C
C:100 M:50 Y:50 K:100



**BOTTLE
GREEN
38**

PANTONE®
FABRIC: 19-5513 TPX
PAPER: 5477 C
C:100 M:50 Y:80 K:45



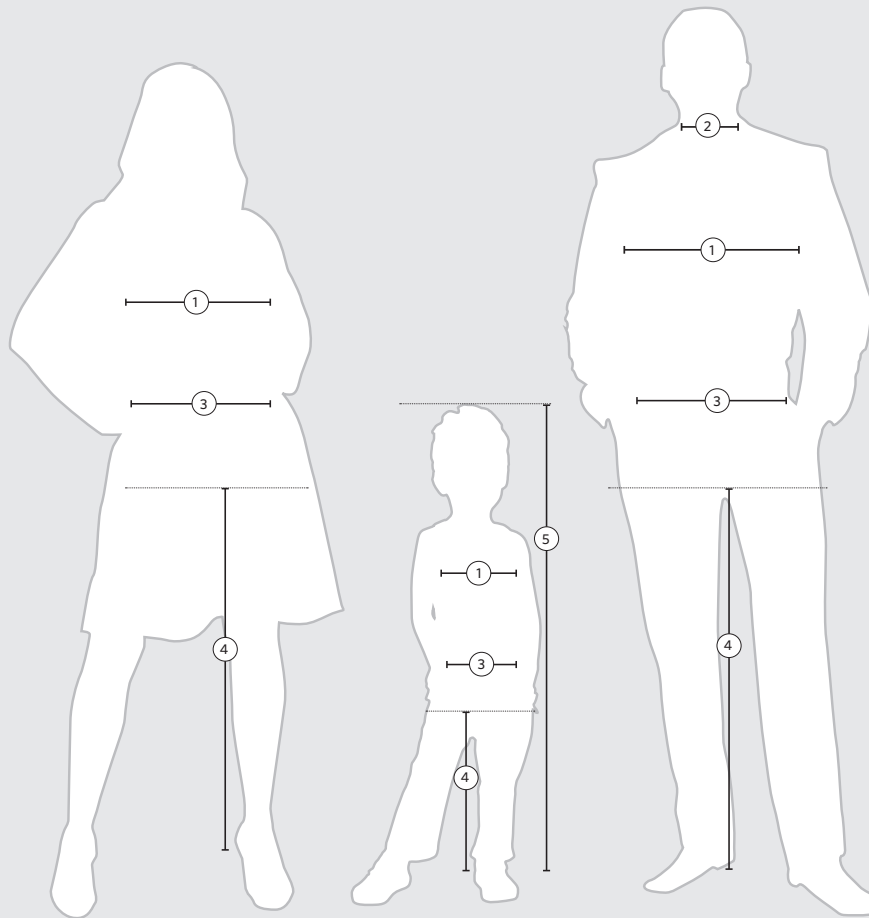
**CONVOY
GREY
CG**

PANTONE®
FABRIC: 17-4405 TPX
PAPER: 444 C
C:18 M:5 Y:0 K:71



**FRENCH
NAVY
FN**

PANTONE®
FABRIC: 19-4010 TPX
PAPER: 532 C
C:100 M:85 Y:35 K:55



All of our measurements are based on actual "To Fit" body sizes and not the size of the actual garment itself e.g. a polo shirt with a chest to fit size of 92-97cms / 36-38" will fit someone with similar chest measurements; trousers with a waist to fit of 50 Europe / 34" will fit someone with similar waist measurements etc.

To help you select the most appropriate size of garment(s) please refer to our measuring tips below.

Chest

Men: measure around the fullest part of the chest, 2.5cms below the underarm area ①

Women: measure around the fullest part of the bust ①

Children: measure under the arms around the fullest part of the chest ①

Collar

Men: measure around the base of the neck ②

Waist

All: measure around the natural waist, ensuring the measuring tape is kept taut ③

Leg Length

All: measure from the top of the inside leg at the crotch down to where trousers are normally worn with shoes ④

Height

Children: standing still, with feet together and flat on the floor, measure from the top of the head to the ground ⑤



Size Guide

All Products (excl. Shirts, Trousers, Shorts & Sweatpants)

Ladies'	XXS	XS	S	M	L	XL	2XL	3XL	4XL	5XL	6XL
Chest to fit (CM)	72-77	77-82	82-87	87-92	92-97	97-102	102-107	107-112	112-117	117-122	122-127
Chest to fit (INS)	28-30	30-32	32-34	34-36	36-38	38-40	40-42	42-44	44-46	46-48	48-50

Dress Size

UK	6	8	10	12	14	16	18	20	22	24	26
France	34	36	38	40	42	44	46	48	50	52	54
Italy	38	40	42	44	46	48	50	52	54	56	58
Germany/Europe	32	34	36	38	40	42	44	46	48	50	52

Men's	XXS	XS	S	M	L	XL	2XL	3XL	4XL	5XL	6XL
Chest to fit (CM)	82-87	87-92	92-97	97-102	102-107	107-112	112-117	117-122	122-127	127-132	132-137
Chest to fit (INS)	32-34	34-36	36-38	38-40	40-42	42-44	44-46	46-48	48-50	50-52	52-54

Shirts

Ladies'	XXS	XS	S	M	L	XL	2XL	3XL	4XL	5XL	6XL
Chest to fit (CM)	72-77	77-82	82-87	87-92	92-97	97-104	104-112	112-120	120-130	130-137	137-144
Chest to fit (INS)	28-30	30-32	32-34	34-36	36-38	38-41	41-44	44-47	47-51	51-54	54-57

Dress Size

UK	6	8	10	12	14	16	18	20	22	24	26
France	34	36	38	40	42	44	46	48	50	52	54
Italy	38	40	42	44	46	48	50	52	54	56	58
Germany/Europe	32	34	36	38	40	42	44	46	48	50	52

Men's	S	M	L	XL	2XL	3XL	4XL	5XL	6XL
Collar to fit (CM)	37-38	39-40	41-42	43-44	45-46	47-48	49-50	51-52	53-54
Dual Collar Sizes (INS)	14.5/15	15.5	16/16.5	17/17.5	18	18.5/19	19.5	20	21
Individual Collar Sizes (INS)	14.5 15	15.5	16 16.5	17 17.5	18	18.5 19	19.5	20	21
Chest to fit (CM)	92-97	97-102	102-107	107-112	112-117	117-122	122-127	127-132	132-137
Chest to fit (INS)	36-38	38-40	40-42	42-44	44-46	46-48	48-50	50-52	52-54

Trousers & Shorts

UK (INS)	28	30	32	34	36	38	40	42	44	46	48
EUROPE	44	46	48	50	52	54	56	58	60	62	64

	Short	Regular	Long
Leg Length (CM)	76	81	86
Leg Length (INS)	30	32	34

Sweatpants

	S	M	L	XL
UK (INS)	30	32	34	36
Europe	46	48	50	52

Blazers

Girls'															
Chest to fit (CM)	68	71	73	76	79	81	84	86	89	91	96	101	106	112	117
Chest to fit (INS)	27	28	29	30	31	32	33	34	35	36	38	40	42	44	46

Boys'																
Chest to fit (CM)	71	73	76	79	81	84	86	89	91	94	96	101	106	112	117	122
Chest to fit (INS)	28	29	30	31	32	33	34	35	36	37	38	40	42	44	46	48

All Children's Products (excl. Sweatpants)

	XS	S	M	L	XL	2XL	3XL	4XL
Age (Years)	1-2	3-4	5-6	7-8	9-10	11-12	13-14	15-16
Height (CM)	90	104	116	128	140	152	164	176
Chest to fit (CM)	51-56	56-63	63-71	71-76	76-81	81-86	86-91	91-96
Chest to fit (INS)	20-22	22-25	25-28	28-30	30-32	32-34	34-36	36-38

Sweatpants (Children)

	S	M	L	XL	2XL
Age (Years)	3-4	5-6	7-8	9-10	11-12
Height (CM)	104	116	128	140	152
Waist to fit (CM)	53	55	58	61	66
Waist to fit (INS)	21	22	23	24	26